



# Safe Tennessee Project

Working together to end gun violence in Tennessee

## Firearm Suicide in Tennessee: 2007 - 2017

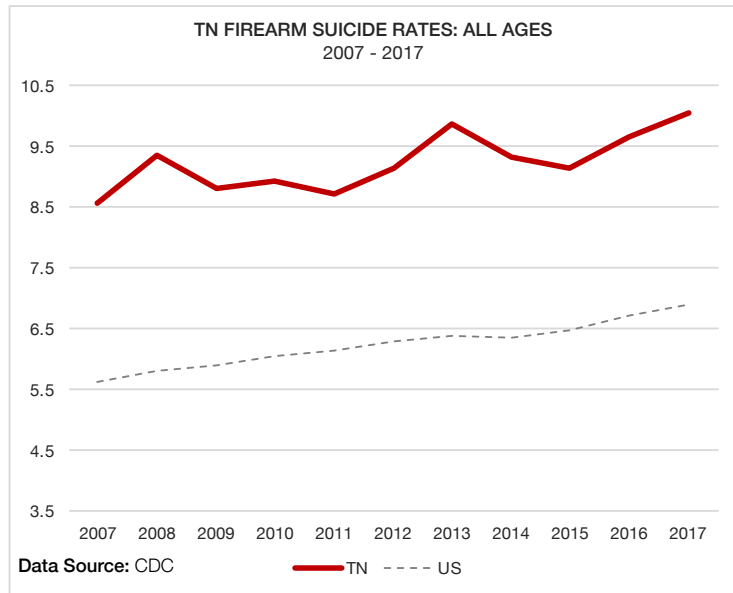
**Firearm suicide** includes any completed suicide where a gun was used. Firearm suicides are unique in both their impulsivity and their lethality. Unlike other methods of suicide, firearm suicides take little planning and are almost always successful.

Firearm suicides make up the bulk of majority of Tennessee gun deaths every year. In 2017, they made up 57.1 percent of total gun deaths for the year. Nationally, firearm suicides made up 51 percent of total gun deaths. Firearm suicide rates in Tennessee outpace the national average.

- Between 2007 and 2017, firearm suicide in Tennessee increased 15 percent for all ages.

TN FIREARM SUICIDE RATES: ALL AGES			
Year	Deaths	TN Rate	US Rate
2007	545	8.55	5.63
2008	609	9.36	5.82
2009	574	8.81	5.91
2010	585	8.93	6.06
2011	591	8.73	6.16
2012	626	9.14	6.29
2013	676	9.86	6.38
2014	644	9.32	6.36
2015	638	9.14	6.49
2016	675	9.67	6.71
2017	711	10.04	6.92

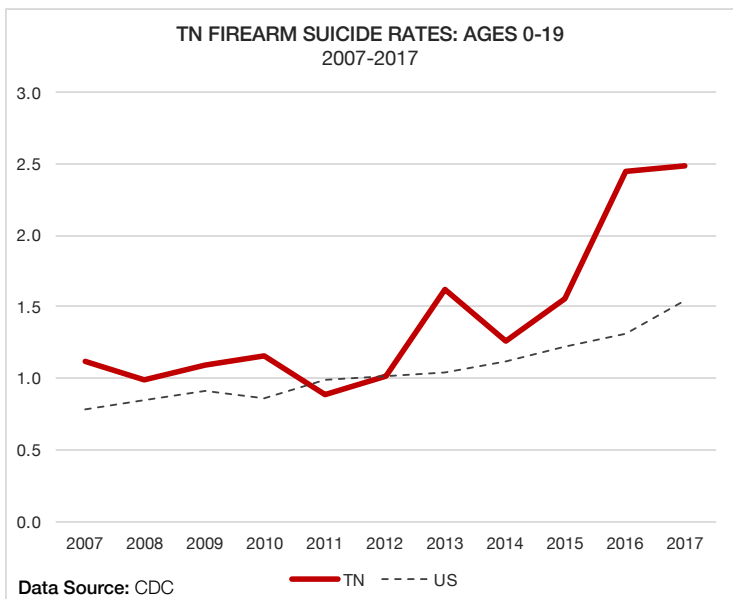
Rates are per 100,000 people



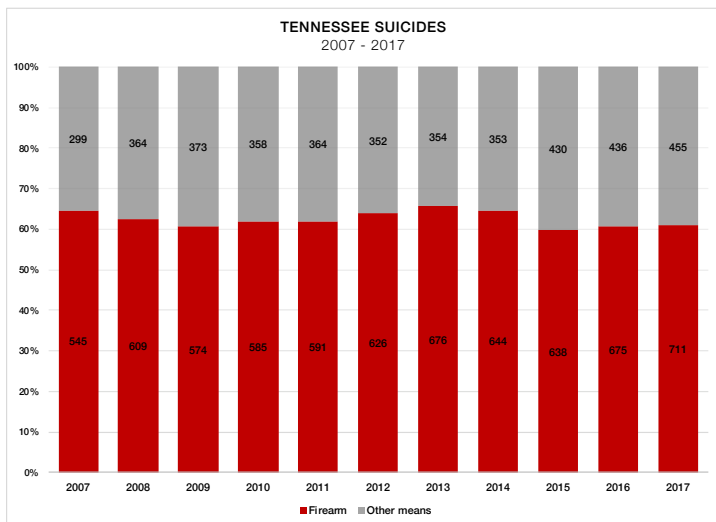
- Between 2007 and 2017, firearm suicide in Tennessee increased 55 percent for ages 0-19
- The number of young people in Tennessee who used a gun to take their own life doubled between 2007 and 2017

TN FIREARM SUICIDE RATES: AGES 0-19			
Year	Deaths	TN Rate	US Rate
2007	19	1.12	0.78
2008	17	1.00	0.85
2009	19	1.10	0.91
2010	20	1.16	0.86
2011	15	0.88	0.99
2012	17	1.02	1.02
2013	27	1.63	1.05
2014	21	1.27	1.12
2015	26	1.56	1.22
2016	41	2.44	1.32
2017	42	2.49	1.55

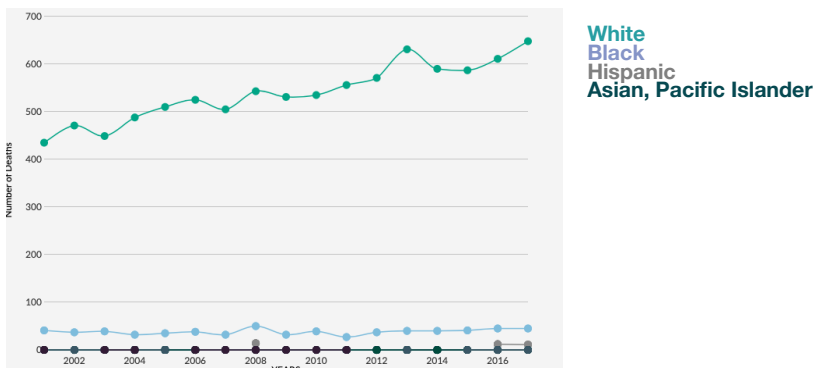
Rates are per 100,000 people



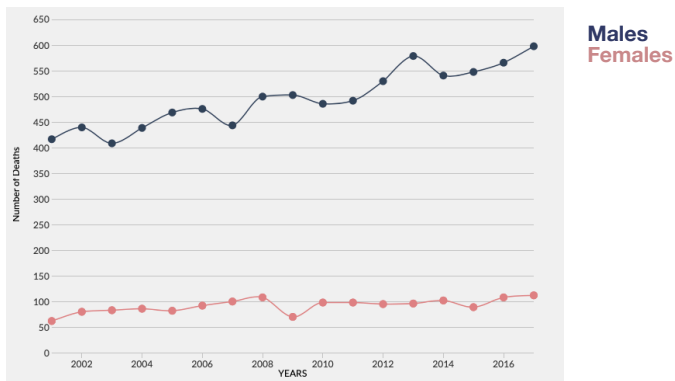
Firearms are consistently the most common means of suicide in the U.S and in Tennessee, making up well over 50 percent of all suicide death over the last ten years.



Firearm suicides disproportionately impact whites. The rate of number of firearm suicide deaths for whites has risen steadily while the number of firearm suicide deaths for other races has remained relatively unchanged.



Firearm suicides disproportionately impact men, including veterans. The number of women who kill themselves with a gun is a fraction of the number of men and has remained steady, while the number of men who use a gun to kill themselves has continued to increase.



Based on this data, Safe Tennessee urges lawmakers to consider the following policies:

- Expand background checks for all gun sales
- Implement extreme risk protection orders
- Implement MaKayla's Law, child access prevention legislation
- Provide funding for "safe storage" PSAs to address not only unintentional shootings involving minors, but also tween and teen firearm suicides
- Provide funding for research to study key drivers of gun violence in Tennessee

### TN FIREARM SUICIDE: 2007-2017 COUNTIES WITH HIGHEST RATE

County	Deaths	Rate
Stewart	40	27.31
Lewis	34	25.90
Clay	19	21.95
Henry	73	20.58
Perry	17	19.69

Rates are per 100,000 people

Data Source: Tennessee Department of Health

# 59

On average, 59 Tennesseans use a gun to take their own life every month - nearly two each day, according data from the CDC

# 90%

of individuals who survive a suicide attempt never attempt again

## FIREARM SUICIDE AND VETERANS

American veterans disproportionately shoulder the burden of our nation's firearm suicide epidemic. Over the last decade, the suicide rate for veterans has been much higher and risen faster than the suicide rate of the general population.

# 2x

The veteran suicide rate is more than twice as high as the non-veteran adult suicide rate, according to the VA